


## How to Make Tabs


1. Draw your background image.




2. Draw your background or moving object and attach a tab.



3. Draw your foreground picture or stationary object.

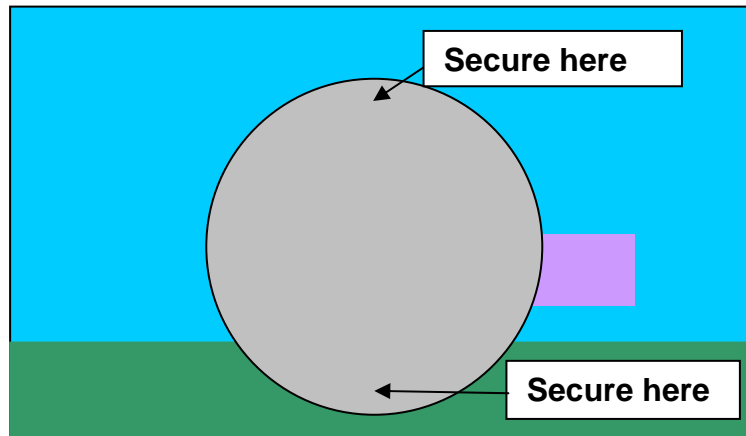


4. Lay the background or moving object on the background image. **DO NOT GLUE or TAPE** to the background.



## How to Make Tabs

4. Place the foreground picture on top of your moving piece. Attach the piece to the background at two points so that the moving object is held in place and the tab is visible.



4. You should now be able to move the tab so your object is visible

