




Floor Ruler Building Guide



1. Print out the Floor Ruler document. Obtain a ruler and masking tape



2. Use the ruler to ensure six-inch spacing between floors 2 and 3. Apply masking tape.



3. Use the ruler to ensure six-inch spacing between floors 4 and 5. Apply masking tape.



4. Bend the bottom of the floor 1 arrow and align it to the ground.

